Finger Flexibility Exercise #1

This exercise is a very famous one from Herbert L. Clarke's Technical Studies. It should be played slowly at first, making sure that each note is clear and evenly spaced. Add speed as you gain proficiency. It's marked *Pianissimo,* so play it softly, and try to get to *PP* if you can.

Some things to keep in mind:

1) Bang the valves down quickly! This eliminates the "wuh" sound between notes.
2) Don't be afraid of the ugly keys! They're the ones that will build your finger flexibility!
3) Take a break between lines! it's very important that you give your chops a chance to re-group between phrases, so take the horn off your face between exercises.
4) Use syllables (ahh - ooo - eee) to help change the pitch.